

22-23 Climate Survey for Parents/Guardians

Survey Results

Adolphus Elementary

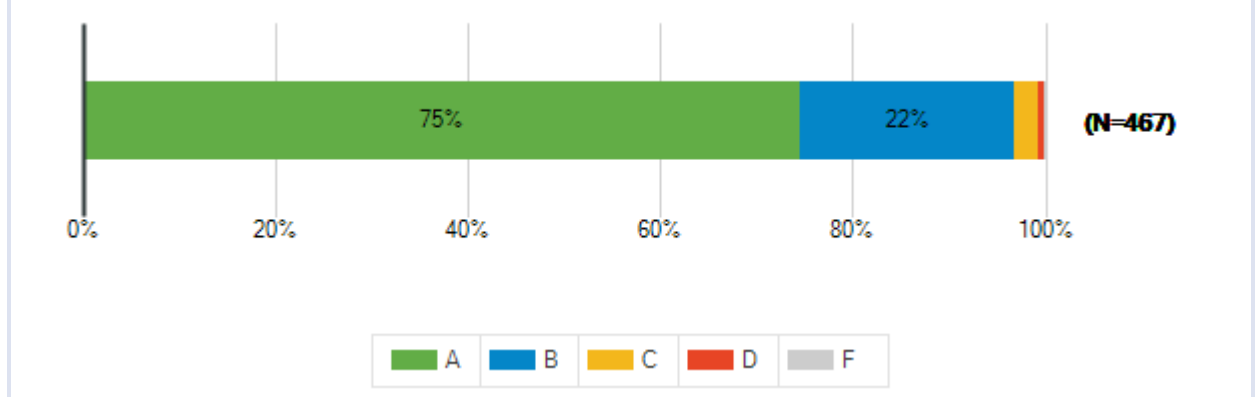
Lamar Consolidated ISD
February 1 - 22, 2023



Lamar Consolidated ISD
 22-23 Climate Survey for Parents/Guardians

Students receive grades of A, B, C, D or F to report the quality of their work. What grade would you give the overall quality of the education at your student's school? On this scale, A represents outstanding, C is average and F is failing.

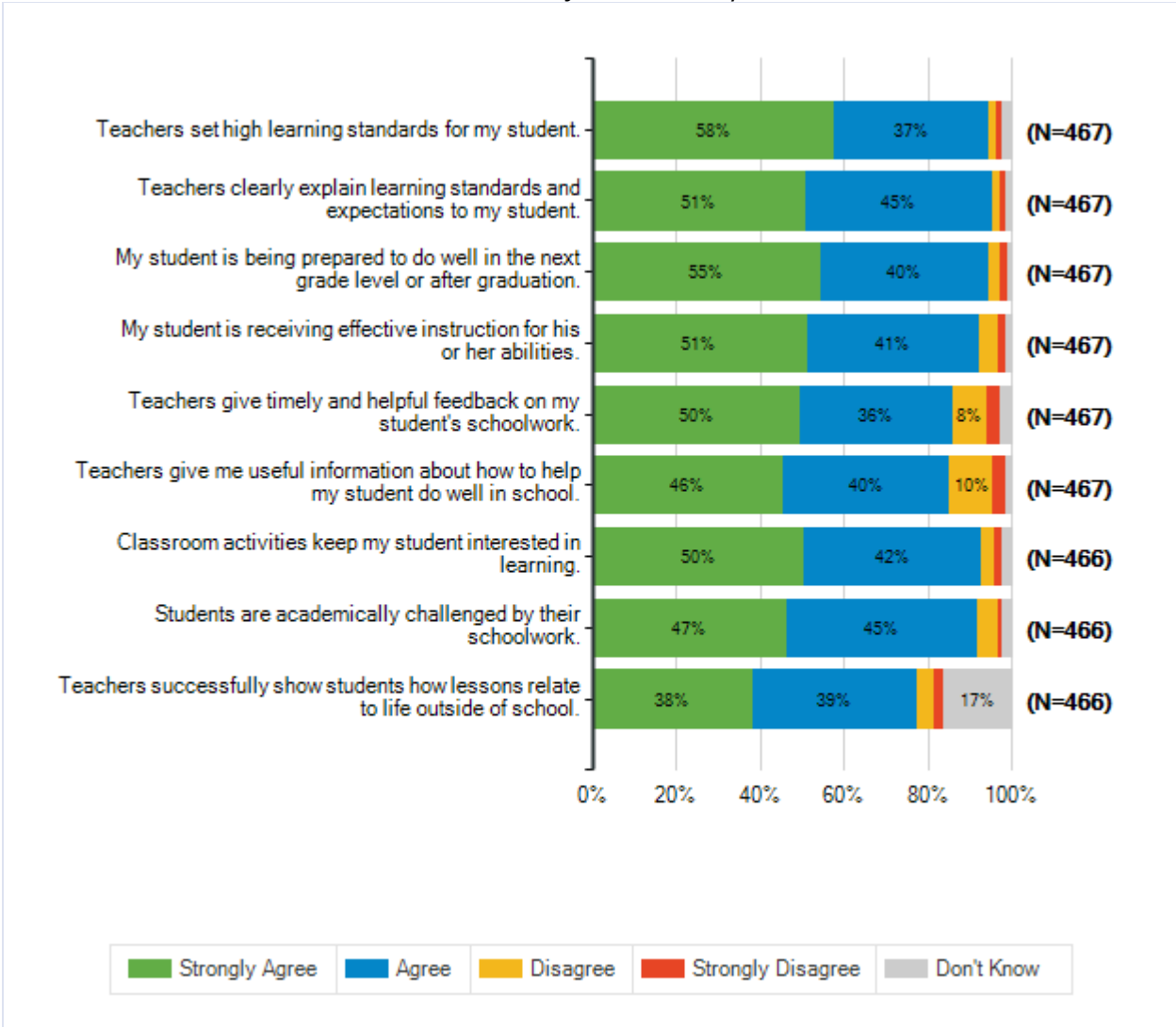
Responses	Count	%
A	348	75%
B	104	22%
C	12	3%
D	2	0%
F	1	0%
Total Responses	467	



Lamar Consolidated ISD
22-23 Climate Survey for Parents/Guardians

How strongly do you agree or disagree with each of the following statements?							
Below are statements about the quality of education your student receives at this school. As you respond, please think about your experiences this school year.							
		Strongly Agree	Agree	Disagree	Strongly Disagree	Don't Know	Total Responses
(a)	Teachers set high learning standards for my student.	270	172	8	6	11	467
		58%	37%	2%	1%	2%	
(b)	Teachers clearly explain learning standards and expectations to my student.	237	209	7	7	7	467
		51%	45%	1%	1%	1%	
(c)	My student is being prepared to do well in the next grade level or after graduation.	255	186	13	9	4	467
		55%	40%	3%	2%	1%	
(d)	My student is receiving effective instruction for his or her abilities.	239	192	20	9	7	467
		51%	41%	4%	2%	1%	
(e)	Teachers give timely and helpful feedback on my student's schoolwork.	232	169	37	15	14	467
		50%	36%	8%	3%	3%	
(f)	Teachers give me useful information about how to help my student do well in school.	213	185	47	15	7	467
		46%	40%	10%	3%	1%	
(g)	Classroom activities keep my student interested in learning.	235	197	15	7	12	466
		50%	42%	3%	2%	3%	
(h)	Students are academically challenged by their schoolwork.	217	210	24	4	11	466
		47%	45%	5%	1%	2%	
(i)	Teachers successfully show students how lessons relate to life outside of school.	179	182	18	10	77	466
		38%	39%	4%	2%	17%	

Lamar Consolidated ISD
22-23 Climate Survey for Parents/Guardians

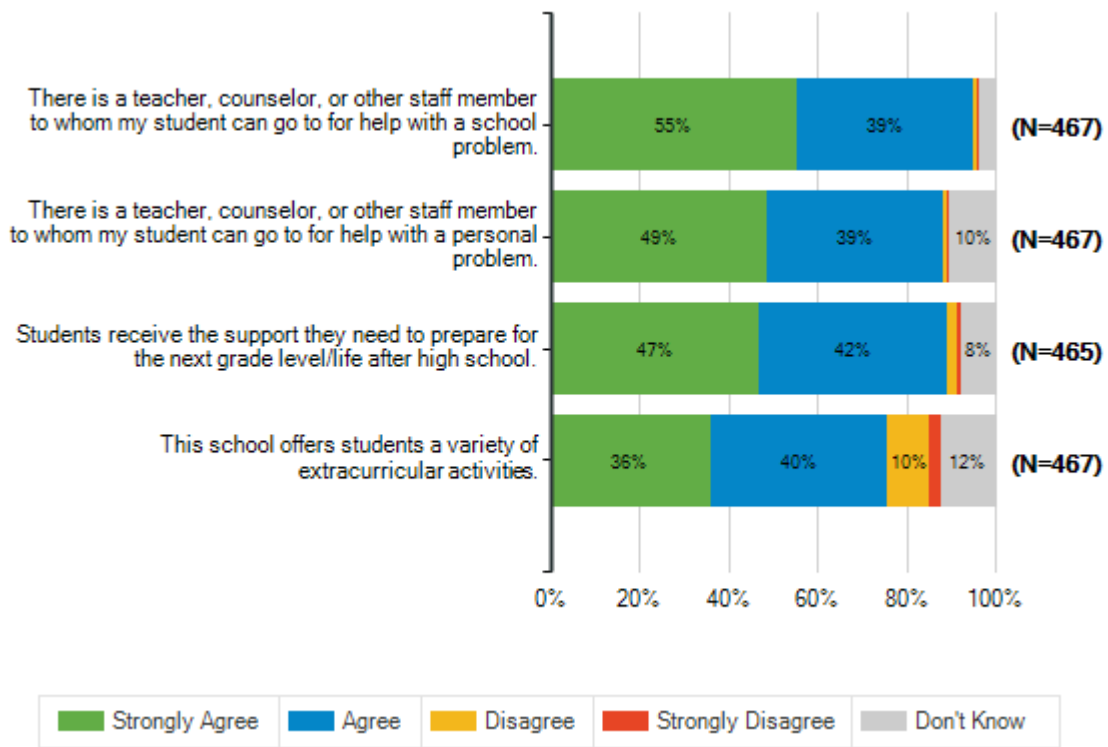


Lamar Consolidated ISD
22-23 Climate Survey for Parents/Guardians

How strongly do you agree or disagree with each of the following statements?

Below are statements about the support students receive at school. As you respond, please think about your experiences this school year.

		Strongly Agree	Agree	Disagree	Strongly Disagree	Don't Know	Total Responses
(a)	There is a teacher, counselor, or other staff member to whom my student can go to for help with a school problem.	259	184	4	3	17	467
		55%	39%	1%	1%	4%	
(b)	There is a teacher, counselor, or other staff member to whom my student can go to for help with a personal problem.	228	183	6	2	48	467
		49%	39%	1%	0%	10%	
(c)	Students receive the support they need to prepare for the next grade level/life after high school.	218	197	10	4	36	465
		47%	42%	2%	1%	8%	
(d)	This school offers students a variety of extracurricular activities.	168	185	45	11	58	467
		36%	40%	10%	2%	12%	

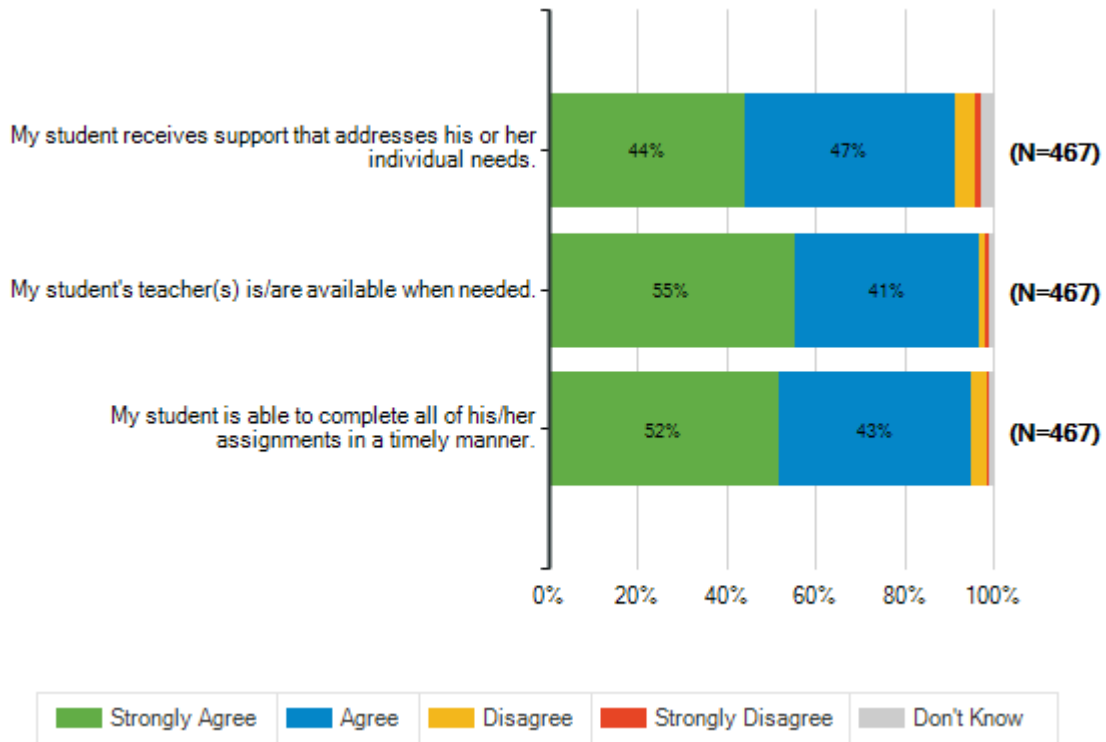


Lamar Consolidated ISD
22-23 Climate Survey for Parents/Guardians

How strongly do you agree or disagree with each of the following statements?

Below are statements about the support students receive at school. As you respond, please think about your experiences this school year.

		Strongly Agree	Agree	Disagree	Strongly Disagree	Don't Know	Total Responses
(a)	My student receives support that addresses his or her individual needs.	207	219	21	7	13	467
		44%	47%	4%	1%	3%	
(b)	My student's teacher(s) is/are available when needed.	259	192	6	5	5	467
		55%	41%	1%	1%	1%	
(c)	My student is able to complete all of his/her assignments in a timely manner.	243	201	15	4	4	467
		52%	43%	3%	1%	1%	

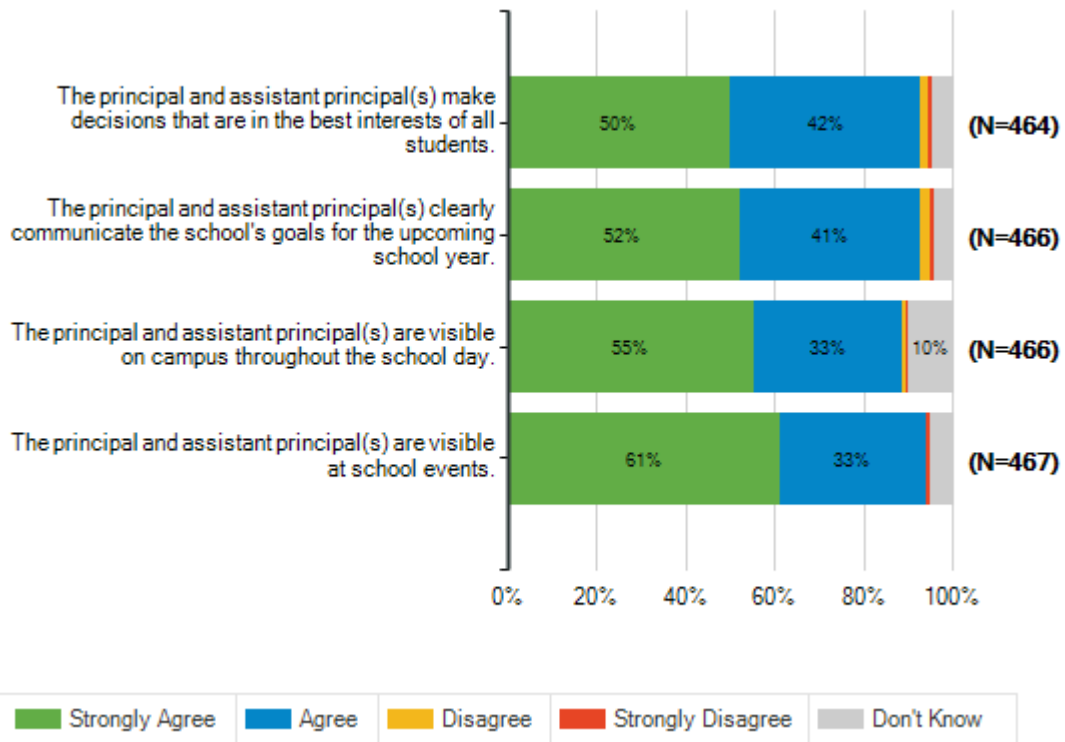


Lamar Consolidated ISD
22-23 Climate Survey for Parents/Guardians

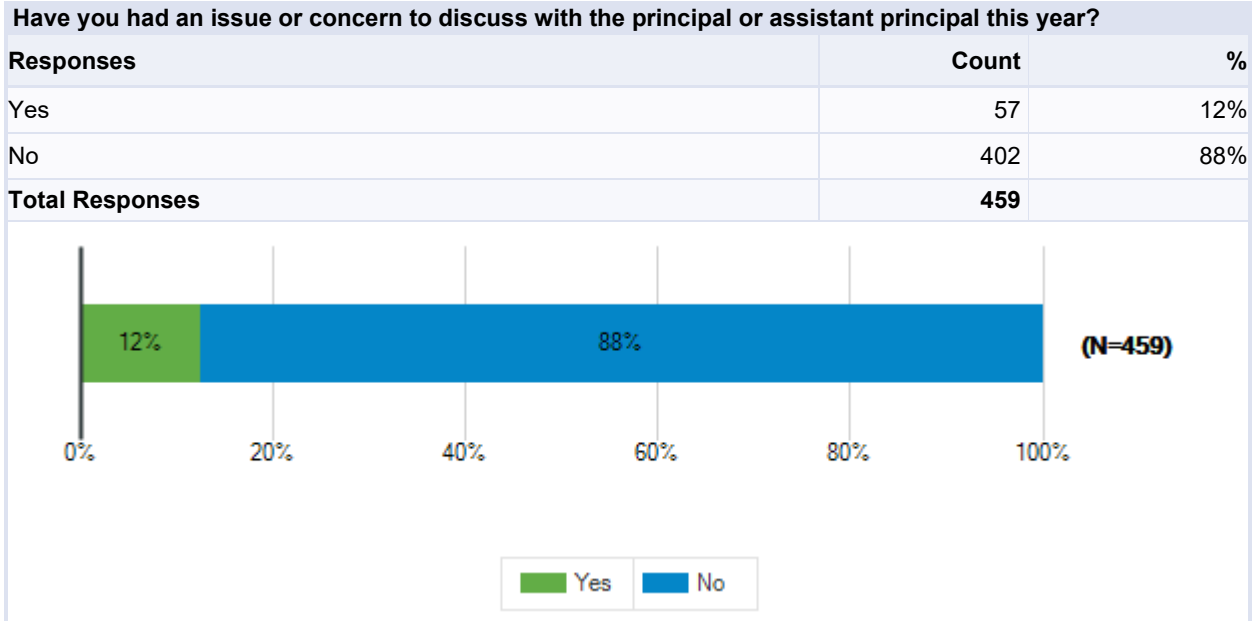
How strongly do you agree or disagree with each of the following statements?

Below are statements related to the principal and assistant principals. As you respond, please think about your experiences this school year.

		Strongly Agree	Agree	Disagree	Strongly Disagree	Don't Know	Total Responses
(a)	The principal and assistant principal(s) make decisions that are in the best interests of all students.	233	197	8	4	22	464
		50%	42%	2%	1%	5%	
(b)	The principal and assistant principal(s) clearly communicate the school's goals for the upcoming school year.	243	189	11	4	19	466
		52%	41%	2%	1%	4%	
(c)	The principal and assistant principal(s) are visible on campus throughout the school day.	258	154	5	3	46	466
		55%	33%	1%	1%	10%	
(d)	The principal and assistant principal(s) are visible at school events.	286	152	2	4	23	467
		61%	33%	0%	1%	5%	

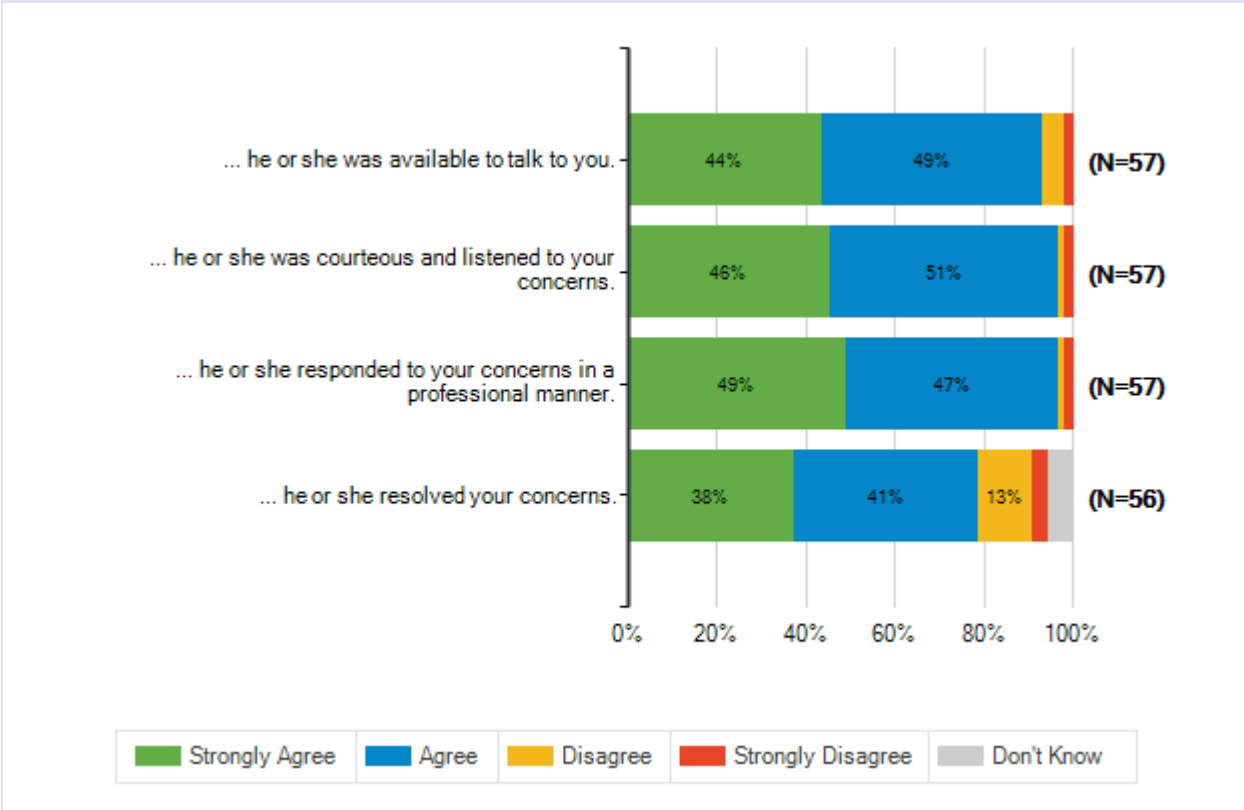


Lamar Consolidated ISD
22-23 Climate Survey for Parents/Guardians



Lamar Consolidated ISD
22-23 Climate Survey for Parents/Guardians

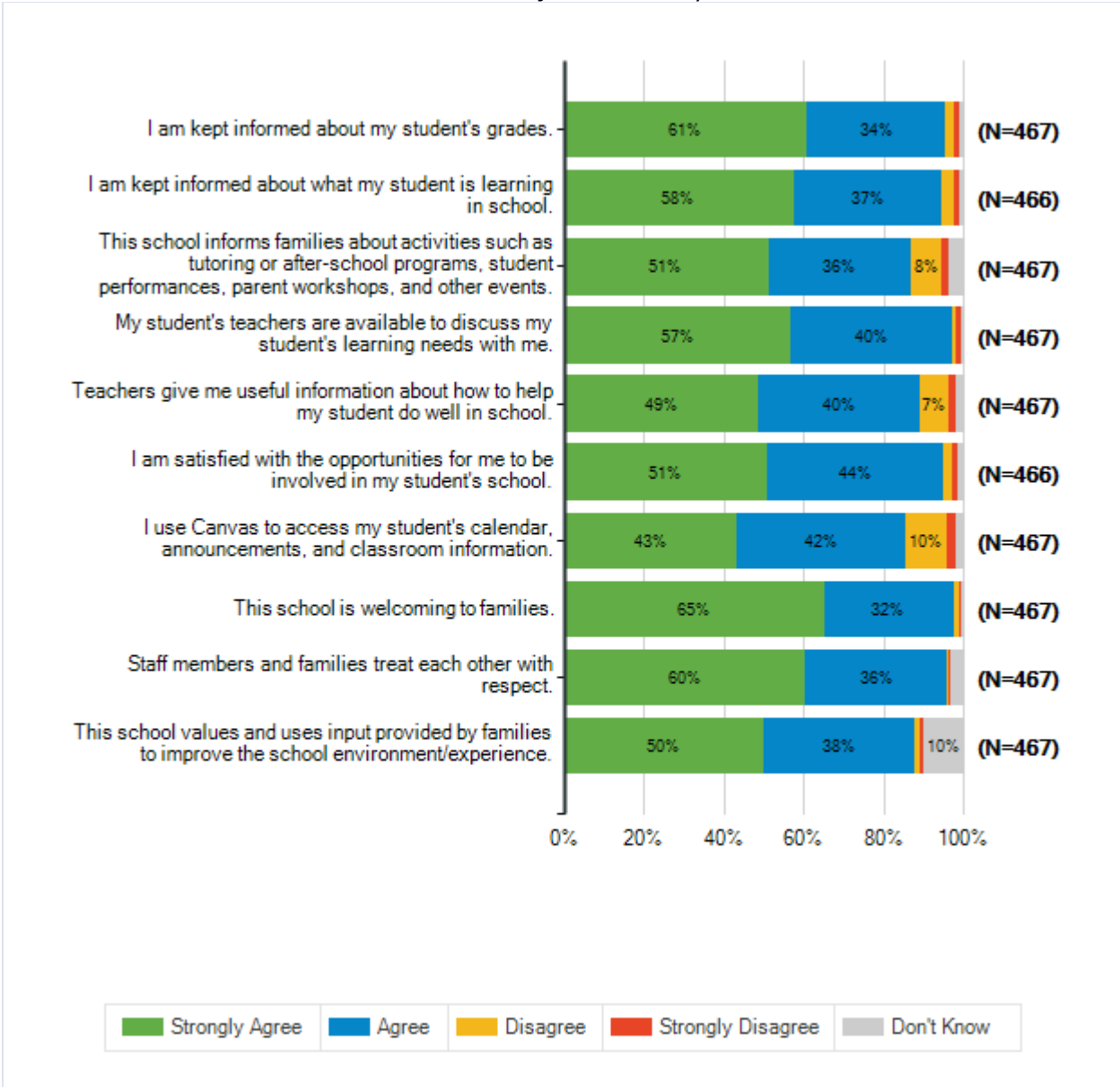
When you have had an issue or concern to discuss with a school administrator...							
		Strongly Agree	Agree	Disagree	Strongly Disagree	Don't Know	Total Responses
(a)	... he or she was available to talk to you.	25	28	3	1	0	57
		44%	49%	5%	2%	0%	
(b)	... he or she was courteous and listened to your concerns.	26	29	1	1	0	57
		46%	51%	2%	2%	0%	
(c)	... he or she responded to your concerns in a professional manner.	28	27	1	1	0	57
		49%	47%	2%	2%	0%	
(d)	... he or she resolved your concerns.	21	23	7	2	3	56
		38%	41%	13%	4%	5%	



Lamar Consolidated ISD
22-23 Climate Survey for Parents/Guardians

How strongly do you agree or disagree with each of the following statements?							
Below are statements about the relationship between you and your student's school. As you respond, please think about your experiences this school year.							
		Strongly Agree	Agree	Disagree	Strongly Disagree	Don't Know	Total Responses
(a)	I am kept informed about my student's grades.	285	160	11	7	4	467
		61%	34%	2%	1%	1%	
(b)	I am kept informed about what my student is learning in school.	268	172	15	7	4	466
		58%	37%	3%	2%	1%	
(c)	This school informs families about activities such as tutoring or after-school programs, student performances, parent workshops, and other events.	239	166	36	9	17	467
		51%	36%	8%	2%	4%	
(d)	My student's teachers are available to discuss my student's learning needs with me.	266	187	4	7	3	467
		57%	40%	1%	1%	1%	
(e)	Teachers give me useful information about how to help my student do well in school.	227	188	35	8	9	467
		49%	40%	7%	2%	2%	
(f)	I am satisfied with the opportunities for me to be involved in my student's school.	237	206	10	5	8	466
		51%	44%	2%	1%	2%	
(g)	I use Canvas to access my student's calendar, announcements, and classroom information.	202	197	49	10	9	467
		43%	42%	10%	2%	2%	
(h)	This school is welcoming to families.	304	151	7	2	3	467
		65%	32%	1%	0%	1%	
(i)	Staff members and families treat each other with respect.	282	166	1	2	16	467
		60%	36%	0%	0%	3%	
(j)	This school values and uses input provided by families to improve the school environment/experience.	233	177	6	4	47	467
		50%	38%	1%	1%	10%	

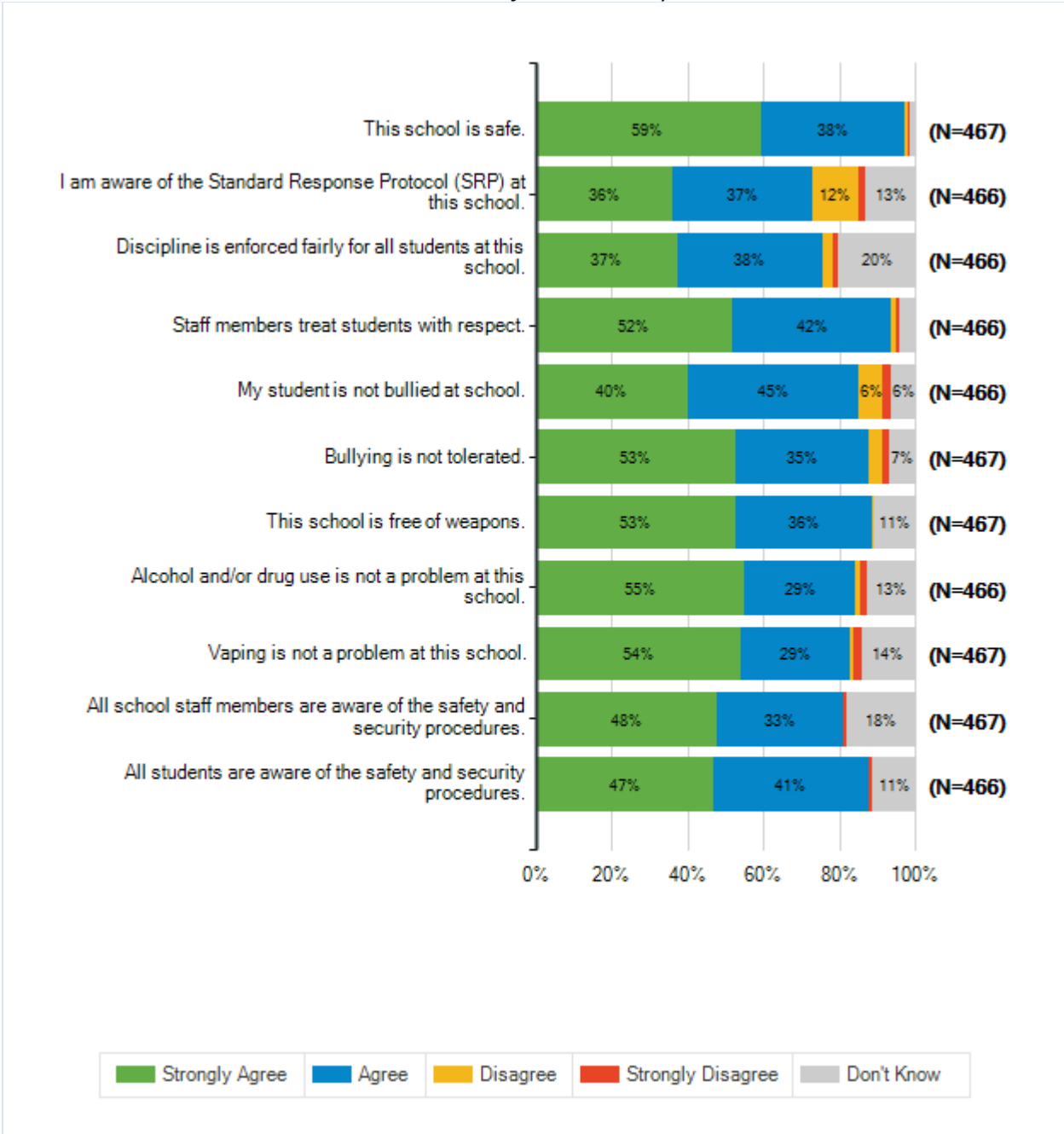
Lamar Consolidated ISD
22-23 Climate Survey for Parents/Guardians



Lamar Consolidated ISD
22-23 Climate Survey for Parents/Guardians

How strongly do you agree or disagree with each of the following statements?							
Below are statements related to safety and behavior. As you respond, please think about your experiences this school year.							
		Strongly Agree	Agree	Disagree	Strongly Disagree	Don't Know	Total Responses
(a)	This school is safe.	277	177	3	3	7	467
		59%	38%	1%	1%	1%	
(b)	I am aware of the Standard Response Protocol (SRP) at this school.	168	172	56	9	61	466
		36%	37%	12%	2%	13%	
(c)	Discipline is enforced fairly for all students at this school.	174	178	13	7	94	466
		37%	38%	3%	2%	20%	
(d)	Staff members treat students with respect.	242	195	6	4	19	466
		52%	42%	1%	1%	4%	
(e)	My student is not bullied at school.	188	209	29	10	30	466
		40%	45%	6%	2%	6%	
(f)	Bullying is not tolerated.	246	164	17	7	33	467
		53%	35%	4%	1%	7%	
(g)	This school is free of weapons.	247	166	2	2	50	467
		53%	36%	0%	0%	11%	
(h)	Alcohol and/or drug use is not a problem at this school.	256	137	5	9	59	466
		55%	29%	1%	2%	13%	
(i)	Vaping is not a problem at this school.	252	135	4	10	66	467
		54%	29%	1%	2%	14%	
(j)	All school staff members are aware of the safety and security procedures.	224	155	0	4	84	467
		48%	33%	0%	1%	18%	
(k)	All students are aware of the safety and security procedures.	219	189	1	4	53	466
		47%	41%	0%	1%	11%	

Lamar Consolidated ISD
22-23 Climate Survey for Parents/Guardians

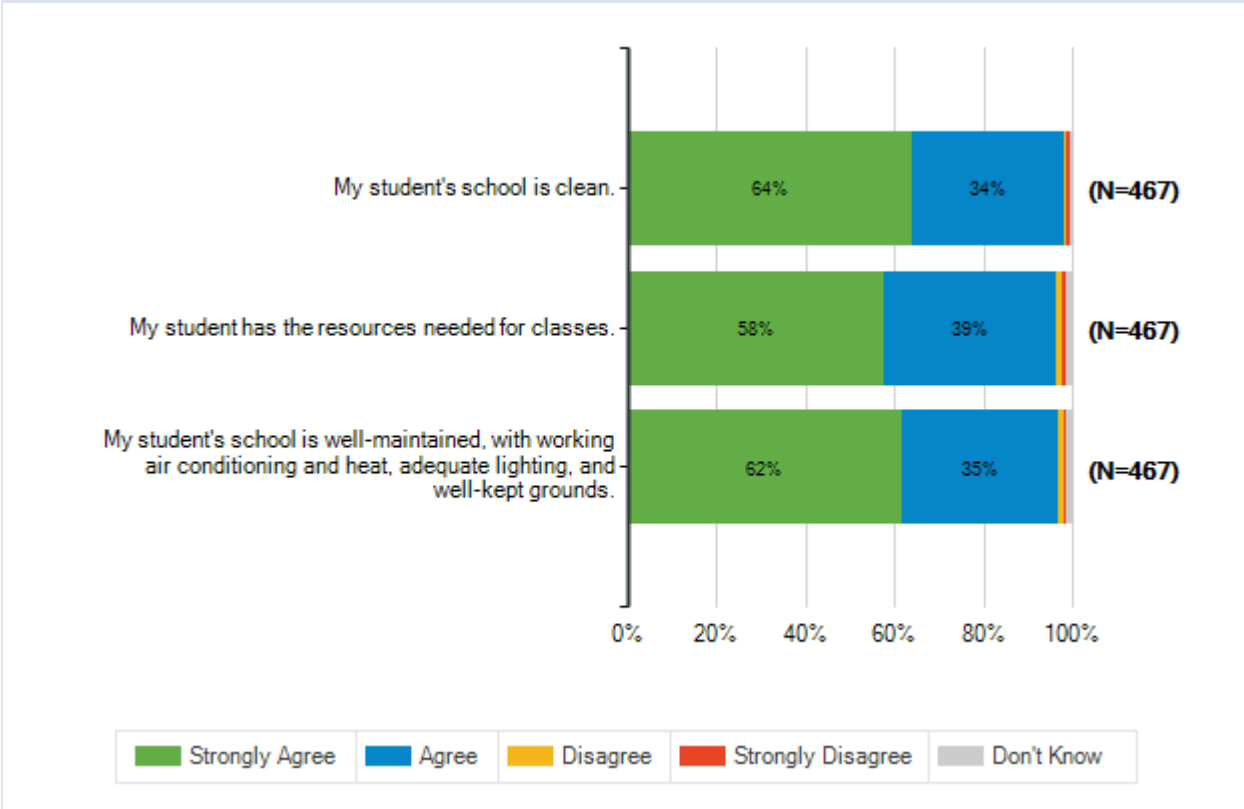


Lamar Consolidated ISD
22-23 Climate Survey for Parents/Guardians

How strongly do you agree or disagree with each of the following statements?

Below are statements related to how the school is managed. As you respond, please think about your experiences this school year.

		Strongly Agree	Agree	Disagree	Strongly Disagree	Don't Know	Total Responses
(a)	My student's school is clean.	299	159	3	4	2	467
		64%	34%	1%	1%	0%	
(b)	My student has the resources needed for classes.	270	180	5	5	7	467
		58%	39%	1%	1%	1%	
(c)	My student's school is well-maintained, with working air conditioning and heat, adequate lighting, and well-kept grounds.	288	163	7	2	7	467
		62%	35%	1%	0%	1%	

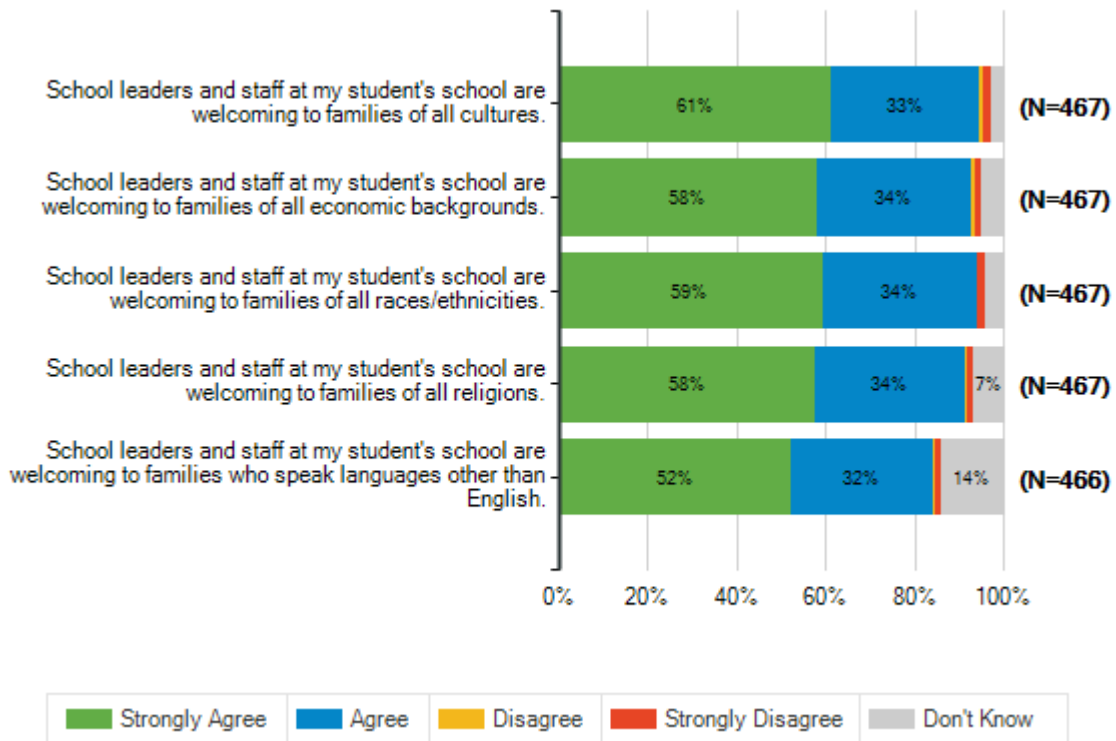


Lamar Consolidated ISD
22-23 Climate Survey for Parents/Guardians

Culture and Climate Thinking about Adolphus Elementary , how strongly do you agree or disagree with each of the following statements?

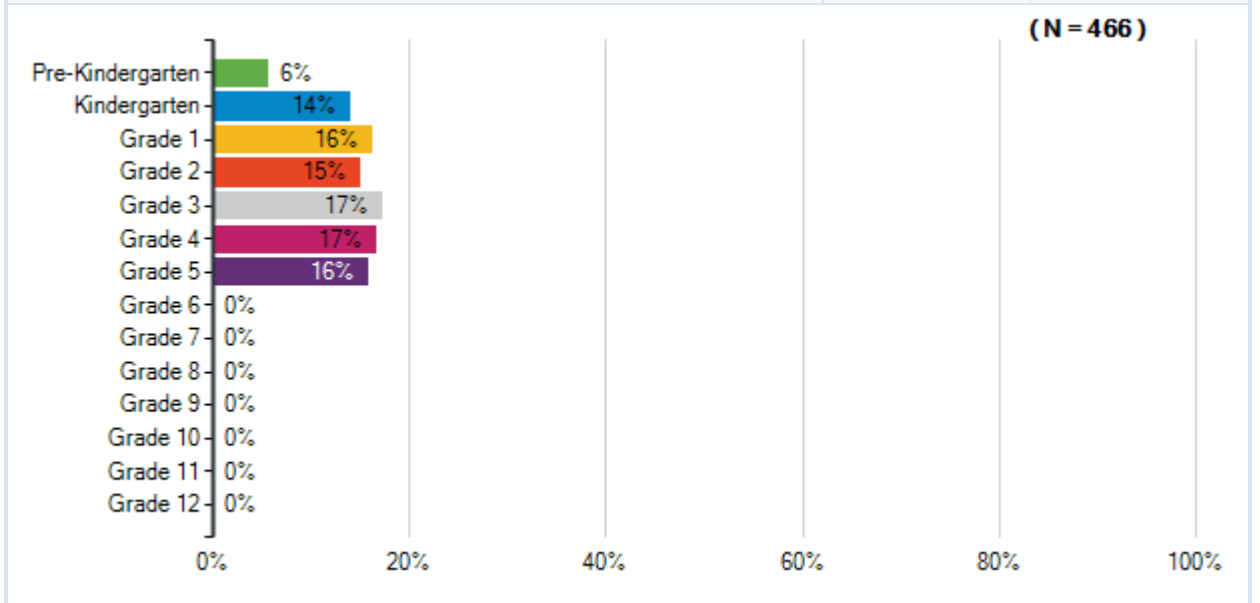
Culture and Climate Thinking about Adolphus Elementary , how strongly do you agree or disagree with each of the following statements?

		Strongly Agree	Agree	Disagree	Strongly Disagree	Don't Know	Total Responses
(a)	School leaders and staff at my student's school are welcoming to families of all cultures.	286	156	4	7	14	467
		61%	33%	1%	1%	3%	
(b)	School leaders and staff at my student's school are welcoming to families of all economic backgrounds.	272	160	5	7	23	467
		58%	34%	1%	1%	5%	
(c)	School leaders and staff at my student's school are welcoming to families of all races/ethnicities.	277	161	2	7	20	467
		59%	34%	0%	1%	4%	
(d)	School leaders and staff at my student's school are welcoming to families of all religions.	269	158	1	6	33	467
		58%	34%	0%	1%	7%	
(e)	School leaders and staff at my student's school are welcoming to families who speak languages other than English.	244	148	2	6	66	466
		52%	32%	0%	1%	14%	



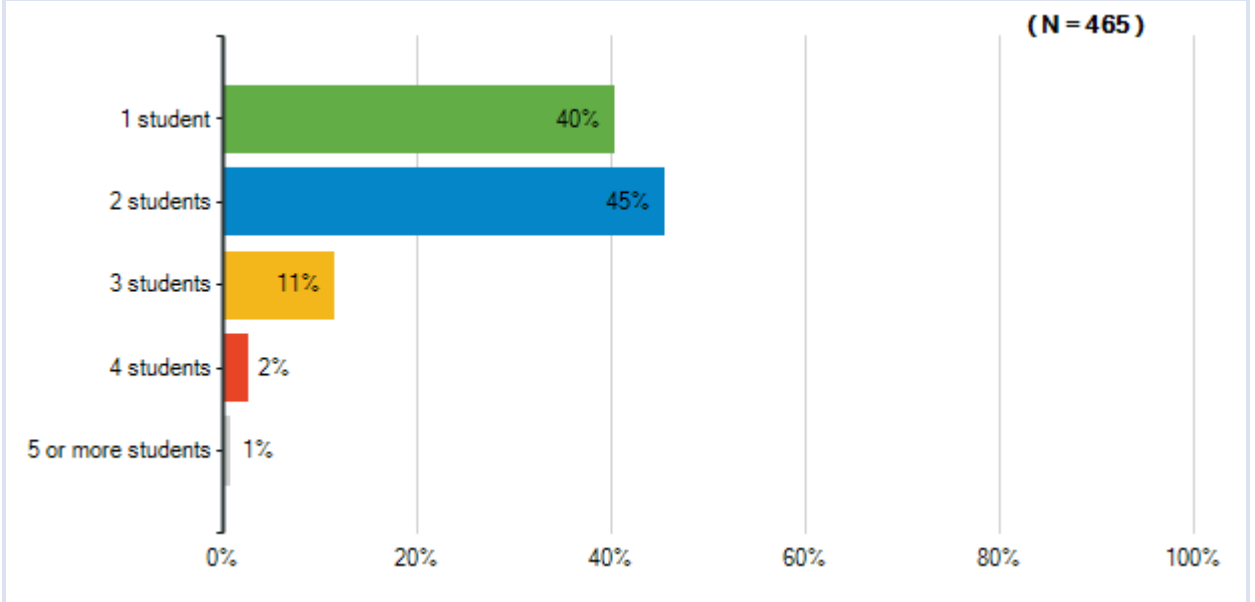
Lamar Consolidated ISD
22-23 Climate Survey for Parents/Guardians

What grade is your student enrolled in at this school?		
Responses	Count	%
Pre-Kindergarten	26	6%
Kindergarten	65	14%
Grade 1	75	16%
Grade 2	70	15%
Grade 3	80	17%
Grade 4	77	17%
Grade 5	73	16%
Grade 6	0	0%
Grade 7	0	0%
Grade 8	0	0%
Grade 9	0	0%
Grade 10	0	0%
Grade 11	0	0%
Grade 12	0	0%
Total Responses	466	



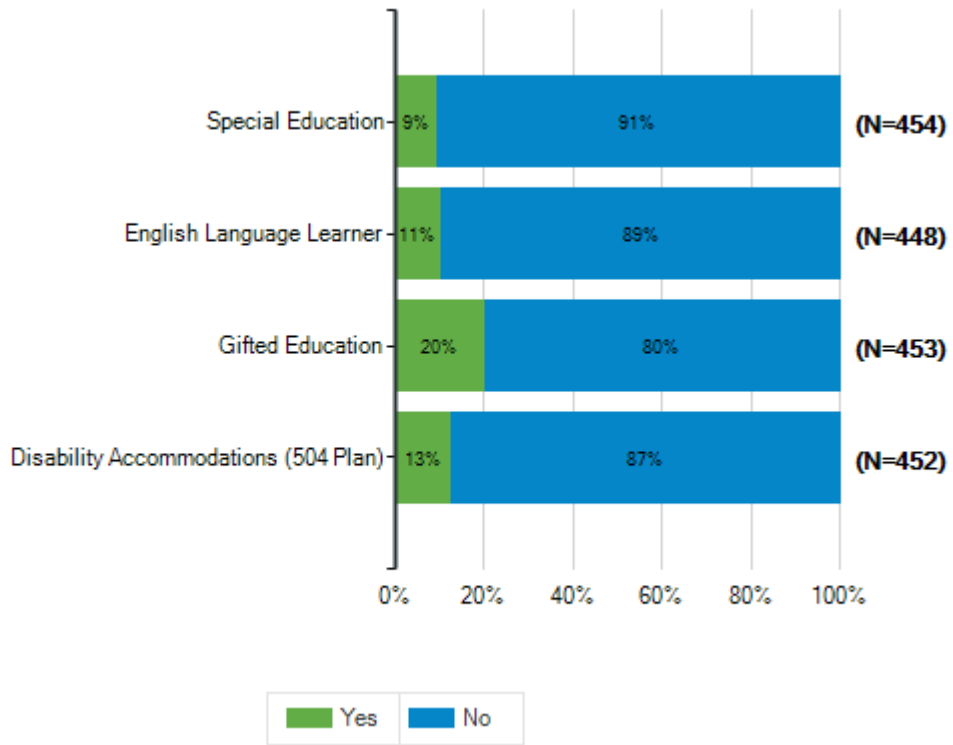
Lamar Consolidated ISD
22-23 Climate Survey for Parents/Guardians

How many of your students attend a district school?		
Responses	Count	%
1 student	187	40%
2 students	211	45%
3 students	53	11%
4 students	11	2%
5 or more students	3	1%
Total Responses	465	



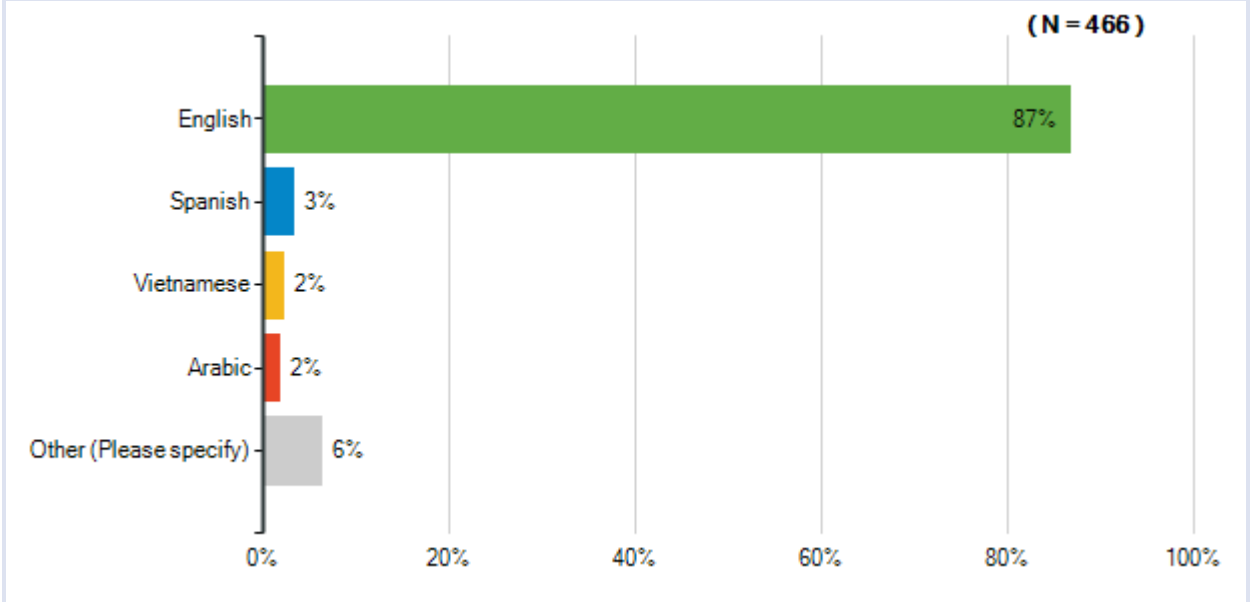
Lamar Consolidated ISD
22-23 Climate Survey for Parents/Guardians

Does your student receive any of the following services at this school?			
	Yes	No	Total Responses
(a) Special Education	43 9%	411 91%	454
(b) English Language Learner	48 11%	400 89%	448
(c) Gifted Education	92 20%	361 80%	453
(d) Disability Accommodations (504 Plan)	58 13%	394 87%	452



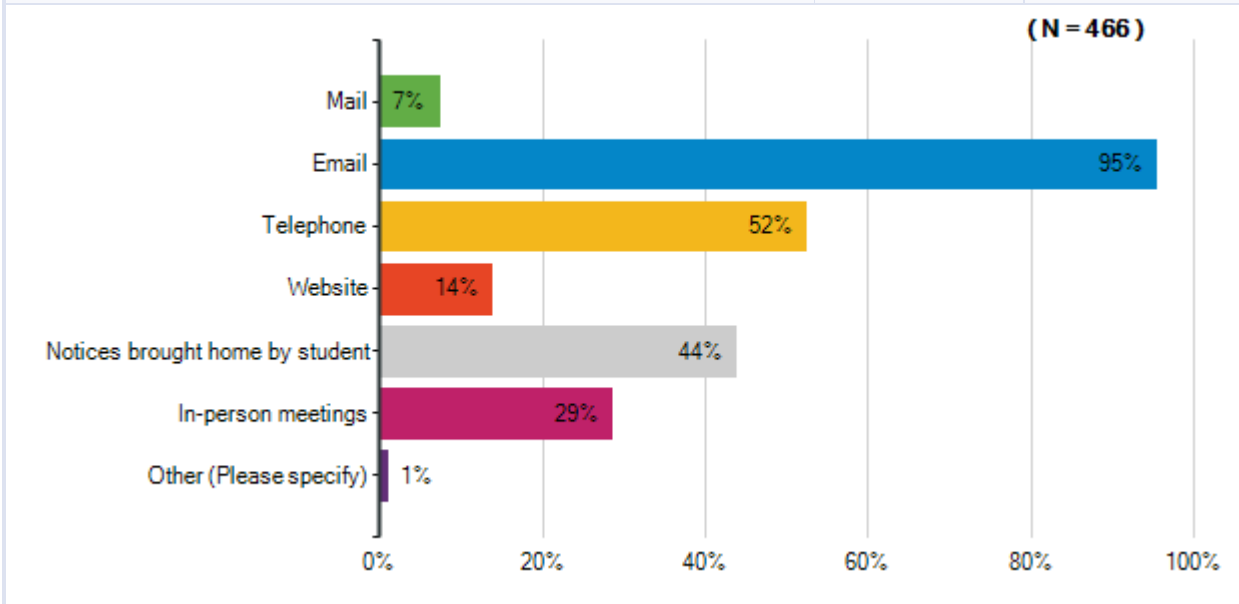
Lamar Consolidated ISD
22-23 Climate Survey for Parents/Guardians

What language do you speak most often at home?		
Responses	Count	%
English	404	87%
Spanish	15	3%
Vietnamese	10	2%
Arabic	8	2%
Other (Please specify)	29	6%
Total Responses	466	



Lamar Consolidated ISD
22-23 Climate Survey for Parents/Guardians

What are the best ways for the school to communicate with you about your student's education?		
Responses	Count	%
Mail	34	7%
Email	444	95%
Telephone	244	52%
Website	64	14%
Notices brought home by student	204	44%
In-person meetings	133	29%
Other (Please specify)	5	1%
Total Unique Responses	466	
Total Responses	1,128	



Note: Multiple answers per participant possible. Percentages added may exceed 100 since a participant may select more than one answer for this question.

Lamar Consolidated ISD
22-23 Climate Survey for Parents/Guardians

How did you learn about this survey?		
Responses	Count	%
Email	336	72%
District All-Call system (Skylert)	4	1%
District website	3	1%
Facebook	4	1%
Twitter	0	0%
Notice brought home by student	105	23%
From another parent	2	0%
From a District employee	6	1%
Local news media (TV, radio, newspaper, website)	0	0%
Other (Please specify)	5	1%
Total Responses	465	

